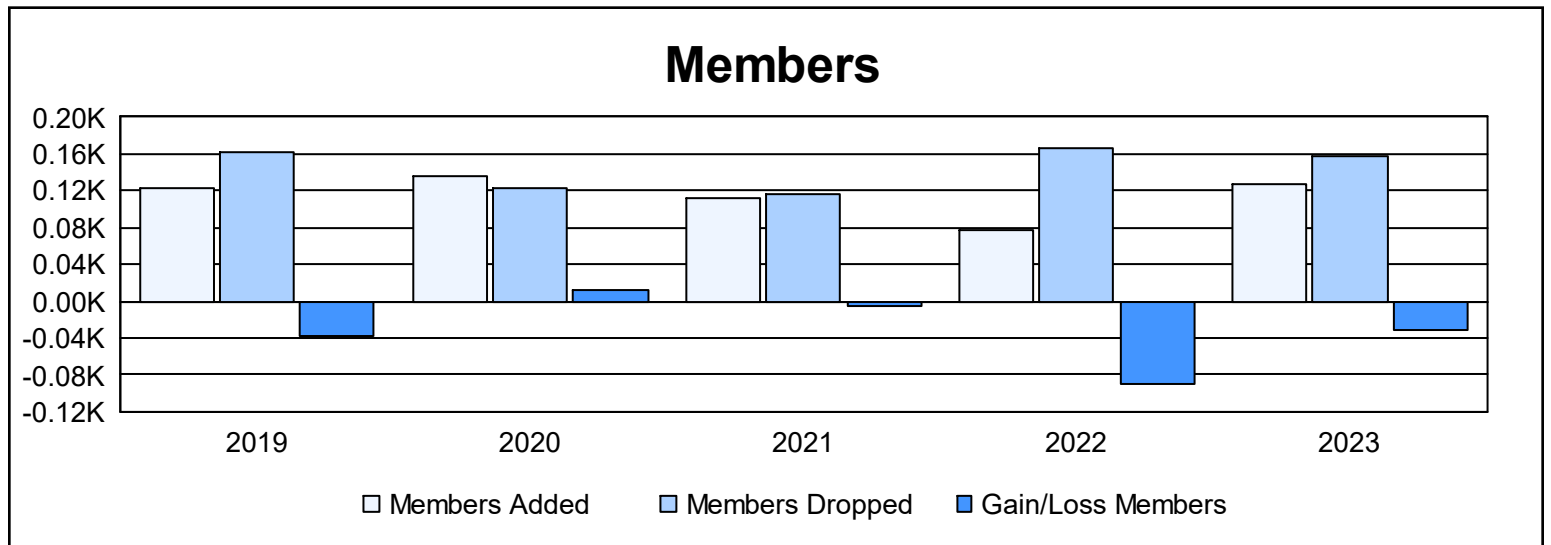
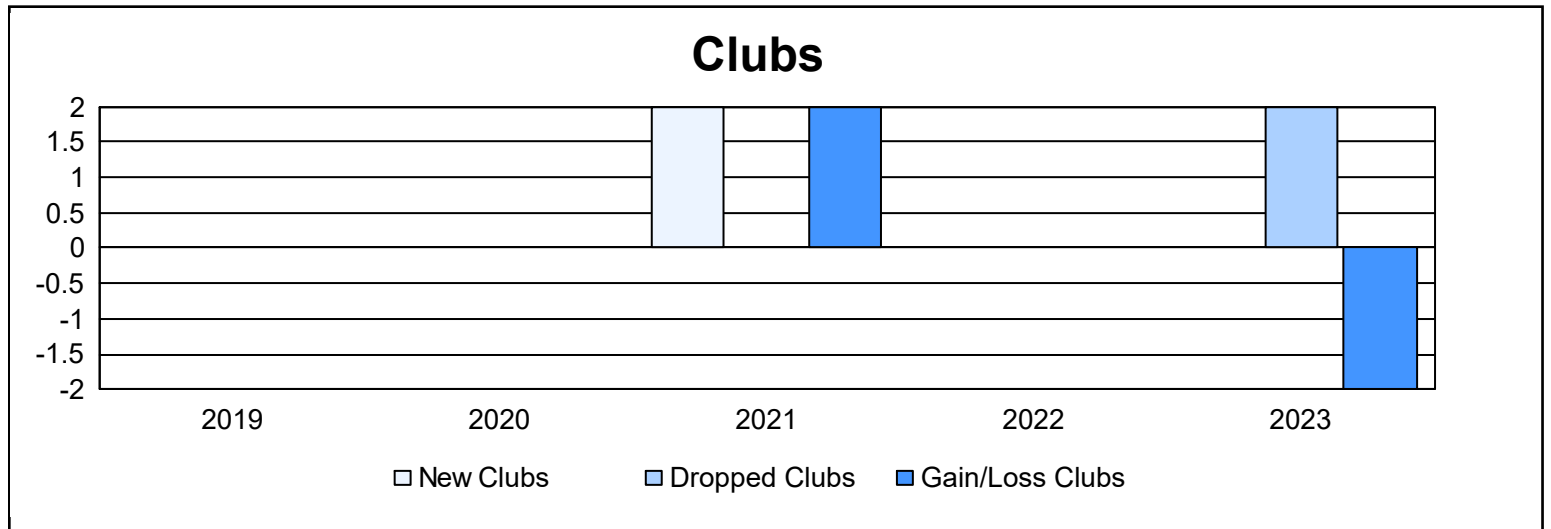
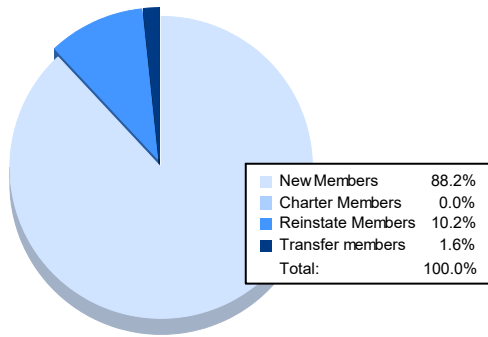


Year	New Clubs	Dropped Clubs	Gain/ Loss Clubs	New Members	Charter Members	Reinstate Members	Transfer Members	Total Member Added	Total Members Dropped	Gain/ Loss Members
2018-2019	0	0	0	109	0	6	8	123	161	-38
2019-2020	0	0	0	131	0	1	3	135	123	12
2020-2021	2	0	2	38	52	14	7	111	116	-5
2021-2022	0	0	0	68	3	4	2	77	167	-90
2022-2023	0	2	-2	112	0	13	2	127	158	-31
<b>Average</b>	<b>0</b>	<b>0</b>	<b>0</b>	<b>92</b>	<b>11</b>	<b>8</b>	<b>4</b>	<b>115</b>	<b>145</b>	<b>-30</b>



### Membership Composition June 2023 Cumulative



### Gender Composition June 2023 Cumulative

